

**DESCRIPTION**

The Jands Stage CL is a lighting control console intended for the control of intensity-only fixtures and multi-colour LEDs. It has been specifically designed and optimised for easy control of full colour LED fixtures for all users from beginners to the advanced professional. Intended for use by rental companies, corporate event suppliers, schools, community theatres, and Houses of Worship, the Stage CL is suitable where full control of small numbers of colour LED and/or intensity-only fixtures is required.

The Stage CL includes 12 fixture control channels complete with intensity fader, Hue and Saturation controls, select button, and full colour RGB mimic LED. Additionally the Stage CL includes dedicated scene, chase and cuelist controls to provide immediate access to those facilities. Extensive use has been made of multi-colour LED indicators to provide console feedback.

Programming is based around an integrated full-colour TFT LCD touch screen, and includes Ethernet ports for use with Artnet receivers and USB ports for use with standard USB FLASH drives.

FEATURES

- Dedicated colour controls per fixture
- Integrated RGB mimic LED per channel
- Single Preset operation
- Dedicated scene controls
- Dedicated cuelist and controls
- Dedicated chase controls and flexible operation modes
- One-touch chase programming
- Both single colour and striped Presets
- Spreadsheet style patch
- Fixtures libraries can be built on the console
- Multiple colour fan modes
- Software Updatable without opening the chassis
- 480x272 pixel TFT graphics touch screen
- DMX-512 and Ethernet (Artnet) output
- Audio trigger from inbuilt microphone
- Tap synchronisation of chases
- Backup to USB Flash drive
- High speed ARM9 processor
- Universal input DC power supply
- Ethernet port including indicator LEDs
- Storage for multiple shows in the console
- Power switch and indicator LED
- Integrated cable retention
- Kensington lock point
- VESA mount enables mounting on standard monitor arms
- Integrated carry handle

OVERALL SPECIFICATIONS

| | | |
|----------------------|---|-----------------------------------|
| Power supply | : | 12VDC +/-10% 2A |
| Power consumption | : | 24W max |
| Mains connector | : | 5.5/2.1mm coaxial DC power socket |
| Processor | : | Atmel ARM9 |
| DRAM | : | 128MB |
| FLASH | : | 256MB |
| Ambient temperature: | : | 0°C-40°C |
| Graphics Display | : | 4.3 inch (480x272) TFT |
| Touch screen | : | Resistive |
| DMX512 | : | 5 pin AXR |
| Ethernet | : | 100Mbit RJ45 |
| USB | : | Two Type A High Speed |
| VESA Mount | : | 100mm x 100mm |
| Dimensions | : | 520 x 300 x 70 mm |
| Net/shipping weight | : | 4.5/5.8 kg |

* Net weight includes one IEC cable, shipping weight includes two.

SUPPLIED ACCESSORIES

- User Manual
- IEC Lead
- Mains Adaptor

ORDERING INFORMATION

| MODEL/PART | PART NUMBER |
|--------------------------------------|-----------------|
| STAGE CL Control Console — Australia | JND-STAGE-CL-AU |
| STAGE CL Control Console — Europe | JND-STAGE-CL-EU |
| STAGE CL Control Console — America | JND-STAGE-CL-US |





ARCHITECT & ENGINEER'S SPECIFICATION

Operating Software

The console shall incorporate 12 fixture control sets that include Intensity, Hue, and Saturation controls that enable the operator to instantly grab one or more fixtures and change the visible settings. The fixture controls may also be used for scene playback as required.

The control console shall integrate a modern Graphical User Interface (GUI) and traditional operator controls into an innovative operating system. The graphic control interface shall simplify the training of operators and enable shorter programming times than with other lighting control consoles. A touchscreen shall form the basis of the user interface.

The console shall incorporate a Patch Wizard to enable the operator to rapidly configure the console for their show. Libraries for standard fixtures shall be available to the operator from the factory, however new fixture libraries shall be able to be constructed by the operator on the console. Multiple fixtures of the same type shall be able to be driven from one console fixture control set.

There shall be a simple means to create chases without programming every step. The console shall include predefined chases and palettes to further reduce programming time.

A special mode coupled with the internal adjustable microphone shall enable set-and-forget operation at parties and other unstructured performances.

Electronics

The control console shall incorporate an embedded motherboard with ARM9 400MHz processor. The processor shall operate with 256MB FLASH and 128MB DRAM. Garden-variety USB Flash memory sticks may be used for show backup.

The control console shall include one 100Mbit Ethernet port and one DMX port for outputting of the control data. The operating system shall be able to be upgraded without opening the chassis.

The control surface shall use custom designed caps and bezels to produce a visually appealing product suitable for use in high profile applications such as television, industrials and corporate product launches.

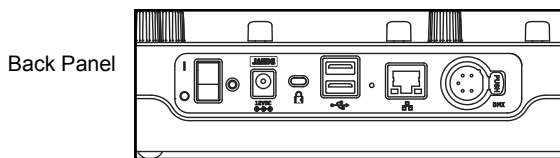
An external universal-input power supply shall enable operation from most worldwide mains supplies without changing settings. A cable locking mechanism for the DC power cable shall prevent the plug from inadvertently coming out.

Mechanical

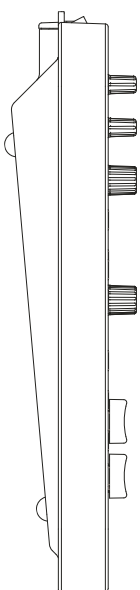
The control console shall be designed to be free standing, and 520 (wide) x 300 (deep) x 70 mm (high), including mounting feet. The console shall incorporate a VESA mount that enables it to be mounted on standard monitor arms.

The primary construction shall be sheet steel, with injection moulded plastic trim. All external metal surfaces shall be properly treated in durable powdercoat and/or anodising.

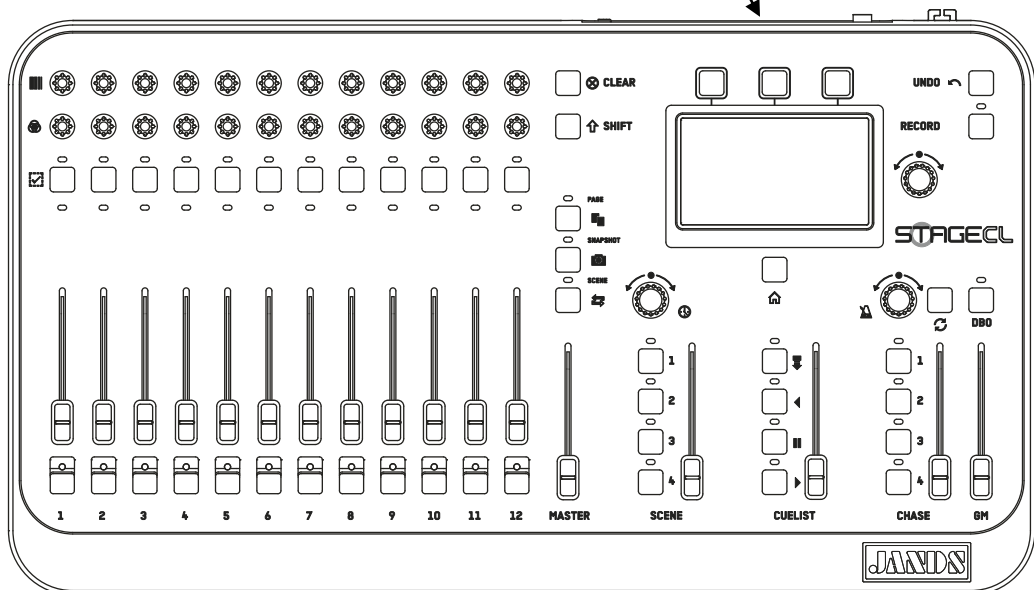
The control console shall be the JANDS STAGE CL.



Back Panel



Side View



Front View